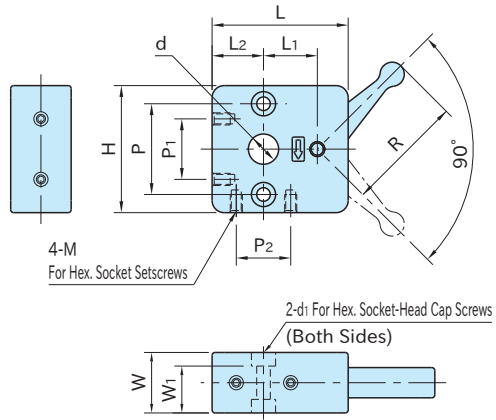


QSC**QUICK SHAFT-LOCKING CLAMPS**

Body / Handle	Locking Block	Flat Spring
Die cast zinc Chrome plated finish	CAC402 cast bronze	SUS304 stainless steel

Part Number	d	L ₂	L	W	H	R	L ₁	d ₁	W ₁	P	M	P ₁	P ₂
QSC10S	10	17	45	20	42	39	17.6	M4	15.5	30	M4×0.7 Depth 6	20	18
QSC12S	12						18.8						
QSC14S	14						19.9						
QSC15L	15	20	55	26	50	50	24.1	M5	20.5	35	M5×0.8 Depth 8	20	20
QSC16L	16						24.7						
QSC20L	20						27						

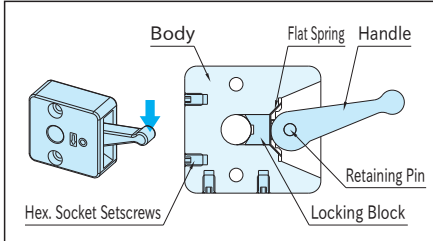
Part Number	Weight (g)	Shaft Dia. (h9)
QSC10S	228	φ 10
QSC12S	224	φ 12
QSC14S	220	φ 14
QSC15L	428	φ 15
QSC16L	418	φ 16
QSC20L	359	φ 20

Supplied With

Four hex. socket setscrews

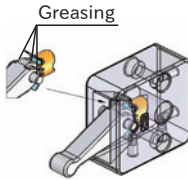
How To Use

- As the handle is turned down, it pushes the locking block toward the shaft for clamping. When the handle is released, the flat spring allows the locking block to be returned to the original position.
- Both faces can be used for installation. Two sides with two tapped holes can also be used for installation (remove the setscrews).



Note

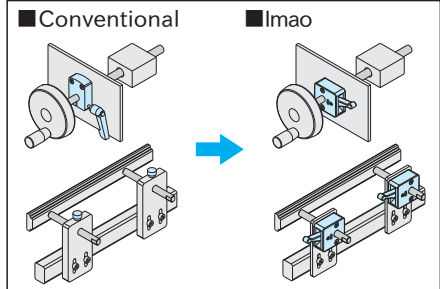
Do not give hammer taps to the handle or extend the handle with a pipe or the like for easier clamping, to avoid any damage.



Dimensions between the shaft-hole center and the sides are not precise. When installing a Quick Shaft-Locking Clamp using tapped holes provided on two sides, make position adjustments using a bracket, shim or the like to prevent conflicts between the shaft hole and a shaft. It is recommended that the cam section and the retaining pin be greased periodically (every about 30,000 cycles) for stable holding torque and sliding load.

Feature

- Designed to positively lock a lead screw or slide shaft with ease.
- Ideal especially in applications where position adjustments are often made, due to better workability than conventional holding methods using adjustable handles or knobs.
- Can also be used in limited space due to no need of space for handle's large swing.



Technical Information

Part Number	Handle Operating Load (N)	Holding Torque (N·m)	Sliding Load (N)
QSC10S	80	2	220
QSC12S		3	
QSC14S		3.5	
QSC15L		4.5	
QSC16L		5.5	
QSC20L		6.5	

