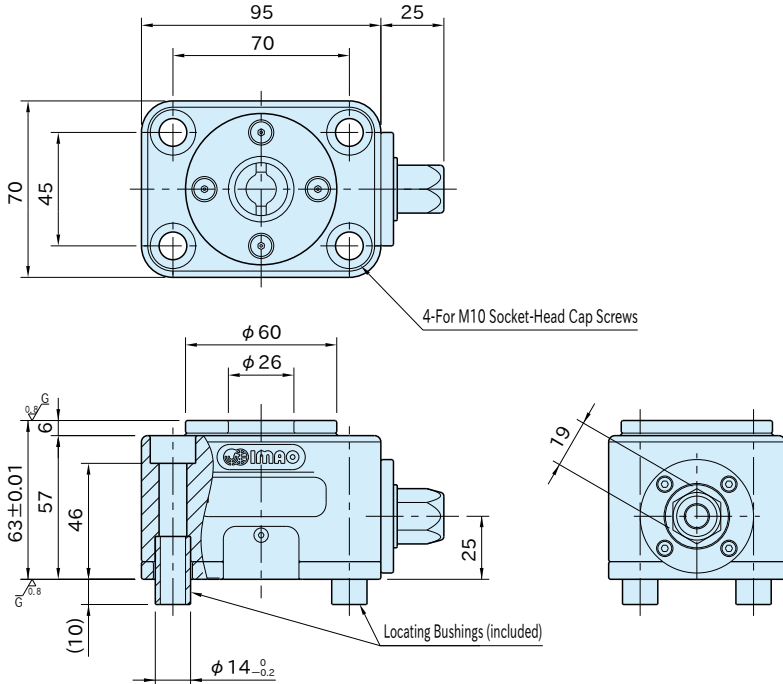


PTPD

NUTRUNNER PULL CLAMP



Body	Contact Pad	Locating Bushing
S45C steel Black oxide finish	SCM440 steel Quenched and tempered Black oxide finish	SCM435 steel Quenched and tempered Black oxide finish



Part Number	Clamping Force (kN *)	Allowable Tightening Torque(N·m *)	Weight (kg)
PTPD12	12	40	2.3

*) To operate with an impact wrench, use less than 50% of the clamping force and allowable tightening torque.
If this product is operated with a nut runner and the nut is turned to the stop on the unclamping side, the tightening torque should be 50% or less of the allowable tightening torque.

Note

This clamp can be operated with an impact wrench. Use an impact wrench that can set the torque, as the clamp may be damaged if it is used with the tightening torque exceeding the allowable value for a long period of time.

Related Product

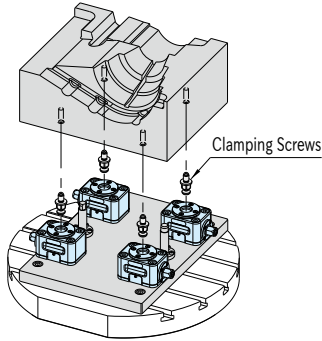
PTPD-M CLAMPING SCREWS
PTRCT EXTENSION UNITS

Feature

Clamps the workpiece by pulling in the clamping screws mounted on the bottom of the workpiece.

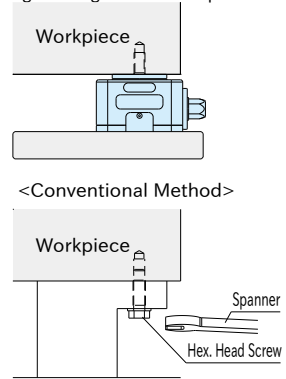
How It Works

This clamp allows the workpiece to be machined from 5 sides.



How To Operate

Operation from the side with the hex head allows easy tightening of the workpiece.



How To Use

Ideal for use with a nut runner for automated production line, as well as for use with a power tool for easier operation. This clamp can be also tightened manually.

Recommended Tolerance

The locating repeatability of the Nutrunner Pull Clamp itself is ± 0.3 mm.
For more accurate clamping, use locating pins.

*) Remove side covers for cleaning

*) To clean up chips and dust, remove the two side covers and blow air through the hole in the top.