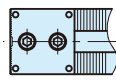


# MCCB

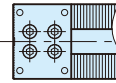
# CLAMPING BASES



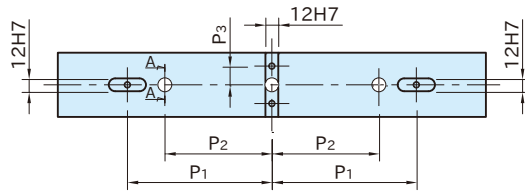
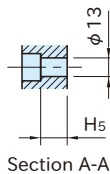
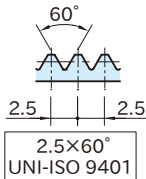
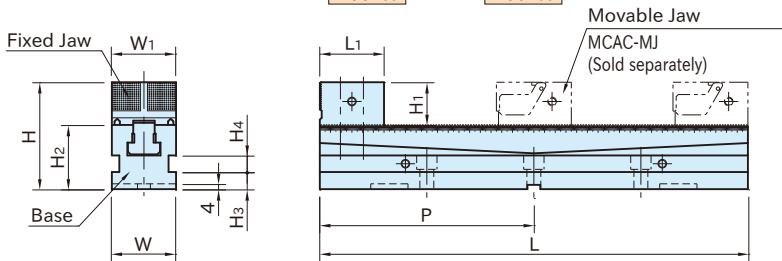
Base
Fixed Jaw
Steel (SNCM420)
Case hardened
Precision ground
Black oxide finished
HRC50~60



MCCB60



MCCB90



Part Number	W	L	H	W <sub>1</sub>	L <sub>1</sub>	H <sub>1</sub>	H <sub>2</sub> (±0.01)	H <sub>3</sub>	H <sub>4</sub>	H <sub>5</sub>	P	P <sub>1</sub>	P <sub>2</sub>	P <sub>3</sub>	Weight (kg)
MCCB60×400	60	400	100	60	60	40	60	16	10	18.5	200	135	100	17.5	9.5
MCCB60×500		500									250	185	150		
MCCB60×630		630									315	235	200		
MCCB90×400	90	400	115	90	70	45	70	19.5	13	26.5	200	135	100	32.5	16
MCCB90×500		500									250	185	150		
MCCB90×630		630									315	235	200		

### Furnished Parts

- 1 of work stop
- 1 of T-wrench
- 2 of positioning keys (20X12X10)

### How To Use

Mounting direction of jaw's nose can be switched to serrated nose and smooth nose.