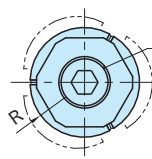
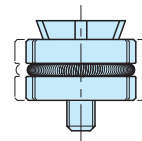
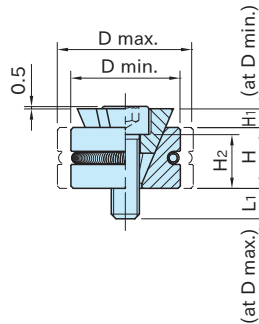
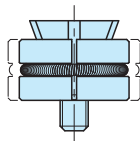


CP130

ID HOLDING CLAMPS



M-Hex. Socket-Head Cap Screw



Body/Jaw	Spring
SKD61 steel Quenched & tempered Black oxide finished HRC47-53	SUS304 stainless steel

Part Number	D		H	H ₁	R	H ₂		L ₁ *)	M
	min.	max.				min.	max.		
CP130-04001	19.5	24	9	2.5	R 9.5	8	2.6	9.4	M4×12L
CP130-06001	23.5	29	13	4	R11.5	11.5	5	13	M6×18L
CP130-08001	28.5	36	17	5.5	R14	15	6	19	M8×25L

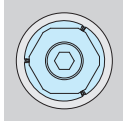
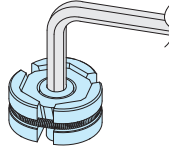
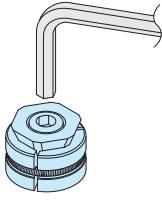
Part Number	Clamping Force (kN)	Allowable Screw Torque (N·m)	Weight (g)
CP130-04001	2	3.2	19
CP130-06001	5	10.5	43
CP130-08001	9	25	89

*) The stated values are only for use of the proper cap screws.

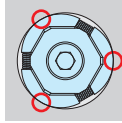
Feature

- These clamps hold the inside diameter of the workpiece.
- The wedge construction allows powerfully clamping the workpiece.
- Long clamping stroke is ideal for holding as-cast or roughly-finished holes.

How To Use



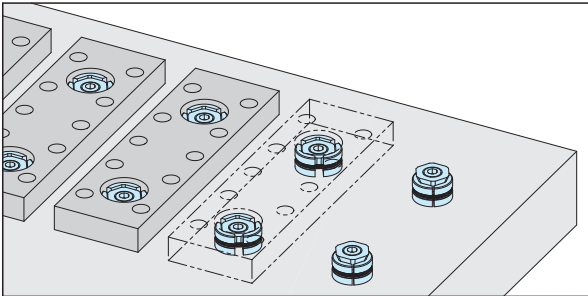
Unclamping Mode



Clamping Mode

Note: The clamp makes a line contact with the workpiece at the clamping mode.

This contact can mark the surface of the workpiece depending on its materials, and using these clamps for accurately finished holes is not recommended.



Example of application where two ID Holding Clamps are used.

Note

For accurate locating, use these clamps with a locator as shown below.

