



BJ150

TAPPED-NOSE STRAPS

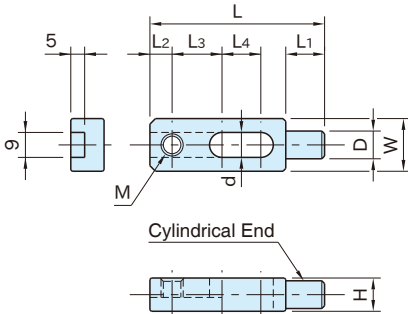


BJ150 -08063
BJ150 -08075

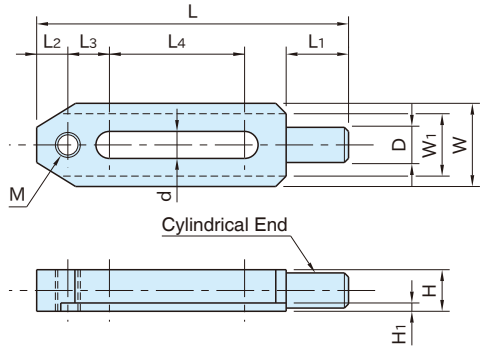


BJ150 -12150
BJ150 -16190

Body
Steel (S45C) Quenched and tempered Black oxide finish



BJ150 -08063, 08075



BJ150 -12150, 16190

Part Number	L	W	H	d	L4	M	D	L1	L2	L3
BJ150-08063	63	19	12	9	15	M 8×1.25	10	14	8	18
BJ150-08075	75				20			20		
BJ150-12150	150	40	20	13	65	M12×1.75	18	30	15	20
BJ150-16190	190	50	28	18	80	M16×2	24	36	20	25

Part Number	W ₁	H ₁	Clamping Force (kN) At Max. - Min. End Projection	Allowable Screw Torque (N·m)	Weight (g)
BJ150-08063	-	-	2.7~ 4.9	13	70
BJ150-08075			2.2~ 4.6		75
BJ150-12150	30	4	8.3~15.7	60	600
BJ150-16190	40	5	13.3~24.9	129	1400

Notes

The stated values denote the forces generated in clamping at the cylindrical end.

How To Use

