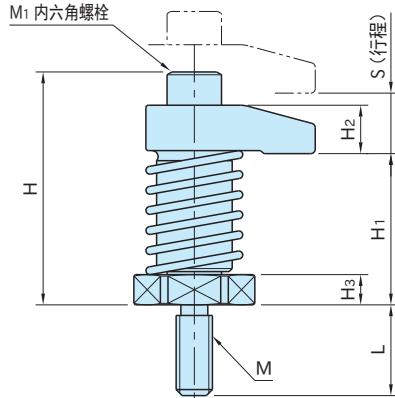
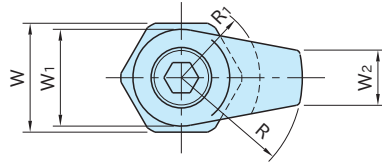


# BJ131

# 钩形夹具



|        |
|--------|
| 本体     |
| SCM435 |
| 淬火回火   |
| 四氧化三铁膜 |
| 精密研磨   |

★One Point  
省空间型夹具

| 型 号         | H <sub>1</sub> | S  | R  | R <sub>1</sub> | M        | L  | H   | W <sub>1</sub> | W <sub>2</sub> | H <sub>2</sub> | W  |
|-------------|----------------|----|----|----------------|----------|----|-----|----------------|----------------|----------------|----|
| BJ131-08020 | 35             | 10 | 20 | 15             | M 8×1.25 | 19 | 49  | 22             | 10             | 12             | 22 |
| BJ131-08025 |                |    | 25 |                |          |    |     |                |                |                |    |
| BJ131-08030 |                |    | 30 | 15注)           |          |    |     |                |                |                |    |
| BJ131-08120 | 45             | 10 | 20 | 15             | M 8×1.25 | 19 | 59  | 22             | 10             | 12             | 22 |
| BJ131-08125 |                |    | 25 |                |          |    |     |                |                |                |    |
| BJ131-08130 |                |    | 30 | 15注)           |          |    |     |                |                |                |    |
| BJ131-12040 | 50             | 15 | 40 | 26             | M12×1.75 | 30 | 77  | 32             | 18             | 16             | 36 |
| BJ131-12050 |                |    | 50 |                |          |    | 79  |                |                | 18             |    |
| BJ131-12060 |                |    | 60 |                |          |    | 92  |                |                | 16             |    |
| BJ131-12140 | 65             | 15 | 40 | 26             | M12×1.75 | 30 | 94  | 32             | 18             | 16             | 36 |
| BJ131-12150 |                |    | 50 |                |          |    |     |                |                | 18             |    |
| BJ131-12160 |                |    | 60 |                |          |    |     |                |                |                |    |
| BJ131-16040 | 50             | 15 | 40 | 26             | M16×2    | 30 | 86  | 36             | 22             | 21             | 36 |
| BJ131-16050 |                |    | 50 |                |          |    |     |                |                |                |    |
| BJ131-16060 |                |    | 60 |                |          |    |     |                |                |                |    |
| BJ131-16140 | 65             | 15 | 40 | 26             | M16×2    | 30 | 101 | 36             | 22             | 21             | 36 |
| BJ131-16150 |                |    | 50 |                |          |    |     |                |                |                |    |
| BJ131-16160 |                |    | 60 |                |          |    |     |                |                |                |    |

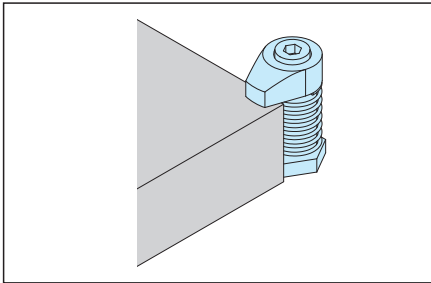
注)从中心到钩子前端侧偏移5mm的位置开始的尺寸。

| 型 号         | H <sub>3</sub> | M <sub>1</sub> | 夹紧力<br>(kN) | 容许紧固扭矩<br>(N·m) | 质量<br>(g) |
|-------------|----------------|----------------|-------------|-----------------|-----------|
| BJ131-08020 | 6              | M 8×1.25-30L   | 7.9         | 20              | 125       |
| BJ131-08025 |                |                | 7.3         |                 | 130       |
| BJ131-08030 |                |                | 6.7         |                 | 135       |
| BJ131-08120 |                |                | 7.9         |                 | 160       |
| BJ131-08125 |                |                | 7.3         |                 | 165       |
| BJ131-08130 |                |                | 6.7         |                 | 170       |
| BJ131-12040 | 10             | M12×1.75-45L   | 13.5        | 45              | 450       |
| BJ131-12050 |                |                | 12.6        |                 | 480       |
| BJ131-12060 |                |                | 11.7        |                 | 520       |
| BJ131-12140 | 25             | M12×1.75-45L   | 13.5        | 45              | 600       |
| BJ131-12150 |                |                | 12.6        |                 | 630       |
| BJ131-12160 |                |                | 11.7        |                 | 670       |
| BJ131-16040 | 10             | M16×2 -55L     | 13.4        | 60              | 630       |
| BJ131-16050 |                |                | 12.4        |                 | 680       |
| BJ131-16060 |                |                | 12          |                 | 740       |
| BJ131-16140 |                |                | 13.4        |                 | 780       |
| BJ131-16150 |                |                | 12.4        |                 | 830       |
| BJ131-16160 | 25             | 12             | 890         |                 |           |

#### 相关产品页

备有调节高度用 **BJ600** 联结杆。(参照P.452)

#### 使用示例及使用方法



#### ⚠ 注意事项

不使用切削液加工时，为了防止夹紧松开时的卡死，请在产品滑动面涂抹润滑油。